

Tahatū activity guide 1

Getting to know Tahatū



Aratohu mahinga Tahatū 1

Te mōhio haere ki Tahatū

Use this activity guide to introduce Tahatū Career Navigator to your students, staff and whānau. It includes how to navigate Tahatū and create an account, how to save information to My kete, and information about kaupapa Māori career ideas and career tips videos.

Activity 1: Setting the scene

Mahi 1: Te whakatakoto i te tāhuhu

Using the story of Tahatū ask students to think about a career as a journey and what they need to get to their destination.

Activity overview

Tirohanga whānui ki te mahi

To help students build an understanding of what a career is by using the Tahatū narrative as a metaphor and language like future, learning and work. This activity will provide context for exploration of Tahatū.

Activity: Setting the scene

Steps	Explanation
<p>The name Tahatū speaks of a journey across the ocean towards the horizon. It's a powerful metaphor connecting people's lifelong career journeys to ideas about sea voyages, navigation and exploration. Students can do this activity either individually on paper, or as a classroom brainstorm on a white board.</p> <p>1. Ask your students to imagine they are going to cross the ocean to find new lands on a waka or boat.</p> <p>Ask them to draw a waka or boat and to write or draw what they would need to take with them.</p> <p>Some prompts could be:</p> <ul style="list-style-type: none">• Food and water• Support people• Warm clothing• Maps and compass• Knowledge	<p>To succeed on the open ocean we must have the right knowledge (mātauranga), plan ahead and use the right tools. We need to read and respond to the signs (tohu) around us like the ever-changing ocean and winds, and the movement of birds and whales. We also need useful tools that sustain us on the journey, enabling us to forge ahead with the power of the four winds (ngā hau e whā).</p> <p>No great ocean voyage is taken alone but is done with the guidance of our ancestors (tupuna), whānau and community.</p> <p>Step 2 of this activity is on the next page.</p>

Activity: Setting the scene (continued)

Steps	Explanation
<p>2. Now ask students to think about their lifelong career journey.</p> <ul style="list-style-type: none">• Ask them to write what you would need on your journey to help you along the way.• Answers could include information, support, guides and knowledge.	<p>It's the same when planning a career. Tahatū, the careers website, is like the stars, helping you navigate the career you want. It inspires you to dream big and have the confidence to set sail for opportunities beyond the horizon. Along the way, Tahatū provides the guidance and support you need to get the qualifications, tools and training to take your career wherever you want it to go.</p>

Activity 2: Creating a Tahatū account

Mahi 2: Te hanga i te pūkete Tahatū

Encourage your students to create a personal Tahatū account. Then they'll be able to save and store information in My kete so they can find it again later and share with their teachers and whānau.

Before you start, we recommend you set up your own account in Tahatū. To help with your own website navigation and finding valuable information we have developed a template of pages and resources that you can save into My kete so you can easily find them when needed. You'll find these in Activity 3: Saving information to My kete.

Activity overview

Tirohanga whānui ki te mahi

To help students create a personal Tahatū account.

Activity: Creating a Tahatū account

To help your students create an account, follow these steps:

Steps	Tahatū links and resources
<p>1. Ask your students to create their own personal account.</p>	Tahatū user guide pages 8 - 9
<p>2. Refer to the Tahatū user guide pages 8 - 9 if students have any issues.</p>	

Activity 3: Saving information to My kete

Mahi 3: Te tiaki mōhiohio ki Taku kete

Here is a list of guides and videos that you can save to My kete and share with students, staff and whānau. Add your own favourites to the list as you explore Tahatū. All the guides, career ideas, NCEA subject cards, and study and training cards can be saved to My kete. This allows you to build up your own information resources so you can easily find them when needed.


Your students can save their Interest quiz results to their own account and send the link to you.












Activity overview

Tirohanga whānui ki te mahi

To provide useful links within Tahatū that can be saved to My kete and be used as a resource for career advice in schools and kura.

Saving information to My Kete (resource sheet)

Note:  means you can save to My kete

Section	Audience	Resource and Tahatū link	
Get inspired Kia whakaohoho	Year 9-13	About the Interest quiz – guide page tahatu.govt.nz/get-inspired/exploring-interests-and-career-ideas/about-the-interest-quiz	
Get inspired Kia whakaohoho	Year 9-13	Interest quiz results (saved in My kete)	
Get inspired Kia whakaohoho	Students	Know your values tahatu.govt.nz/get-inspired/discovering-who-you-are/know-your-values	
School and NCEA Kura	Year 9-11 Parents	Choosing NCEA subjects – guide and video tahatu.govt.nz/school-and-ncea/doing-ncea/choosing-ncea-subjects	
School and NCEA Kura	Year 12-13	Planning for life after school – guide and video tahatu.govt.nz/school-and-ncea/moving-on-from-school/planning-for-life-after-school	
School and NCEA Kura	Students Teachers	Learning areas tahatu.govt.nz/school-and-ncea/explore-ncea-subjects	
Study and training Ako	Year 12-13 Parents	How to find scholarships tahatu.govt.nz/study-and-training/find-and-apply-for-scholarships/how-to-find-scholarships	
Study and training Ako	Students	Improve your literacy and numeracy tahatu.govt.nz/study-and-training/doing-study-or-training/improve-your-literacy-and-numeracy	
Work Mahi	Students Teachers	Kaupapa Māori career ideas tahatu.govt.nz/work/working-in-aotearoa/kaupapa-māori-career-ideas	
Work Mahi	Students Parents	How to write a CV tahatu.govt.nz/work/applying-for-a-job/how-to-write-a-cv	
Plan your future Whakamahere ā mua	Students Parents	How to make a career decision tahatu.govt.nz/plan-your-future/making-a-career-decision/how-to-make-a-career-decision	
Resources Ngā rauemi	Teachers	Resources tahatu.govt.nz/resources	

Activity 4: Kaupapa Māori career ideas

Mahi 4: Ngā whakaaro mō ngā aramahi kaupapa Māori

Te reo Māori, tikanga Māori and mātauranga Māori are at the centre of the kaupapa Māori career ideas on Tahatū.

Activity overview

Tirohanga whānui ki te mahi

To introduce students to the kaupapa Māori career ideas. These career idea profiles are in te reo Māori and English. They all have supporting videos and links to other similar career ideas. The videos are either in te reo Māori or English and have supporting transcripts.

Activity: Exploring kaupapa Māori career ideas

Show your students the 'Kaupapa Māori career ideas' guide page. You'll find links to the kaupapa Māori career ideas currently on Tahatū.

Steps

1. Ask students to choose a kaupapa Māori career idea.
2. Watch the video on the profile page.
3. Research what you would do in this job.
4. How can you get into this job?
5. Encourage students to save to My kete.
6. Ask students to do the Interest quiz then go into Ko ēhea kaingākau e hāngai ana ki tēnie mahi? What interests fit this job?

Tahatū links and resources

Kaupapa Māori career ideas
tahatu.govt.nz/work/working-in-aotearoa/kaupapa-māori-career-ideas

Working in Aotearoa
tahatu.govt.nz/work/working-in-aotearoa

Interest quiz
tahatu.govt.nz/get-inspired/interest-quiz

Home > Work > Working in Aotearoa Save to kete

Kaupapa Māori career ideas Ngā whakaaro mō ngā aramahi kaupapa Māori

Updated 30 Aug 2024

Tahatū Career Navigator features a number of kaupapa Māori career ideas in the mahi section. Find out more about these special jobs.

What is a kaupapa Māori career idea? He aha tēnei mea te whakaaro aramahi kaupapa Māori?

Kaupapa Māori career ideas are jobs where you can use your te ao Māori language, skills and knowledge.

A kaupapa Māori career idea may be traditional, contemporary or bicultural. The work could be in iwi, community, public or private sectors. In some roles you may lead or train others using te ao Māori.

In kaupapa Māori career ideas you may do these activities:

- ▶ follow tikanga Māori
- ▶ use mātauranga Māori
- ▶ engage with whānau, hapu, iwi and Māori institutions
- ▶ speak, read and write te reo Māori
- ▶ honour Te Tiriti o Waitangi

Home > Work

Working in Aotearoa Te mahi i Aotearoa

Find out about different ways to shape your career.

Featured guide Save

Different ways of working Ngā tikanga mahi rerekē

Find out about the many ways you can work in today's world.

Being your own boss Te mahi hei rangatira mōu anō

Find out how to work for yourself - either on your own or by starting a business that employs other people.

Guide

Te Tiriti o Waitangi in work Te Tiriti o Waitangi kei te wāhi mahi

Find out about Te Tiriti o Waitangi (the Treaty of Waitangi) and how it shapes workplaces in Aotearoa.

Guide

Jobs in the future Ngā mahi hei āpōpō

Do you worry that your perfect job will be stolen by a robot? Here are 5 ways to future-proof your career and make the most of being human.

Guide

About kaupapa Māori career ideas Mō ngā whakaaro aramahi kaupapa Māori

Tahatū Career Navigator features a number of kaupapa Māori career ideas in the mahi section. Find out more about these special jobs.

About us
Who we are
Our data

Support
Contact us
Accessibility
Resources

Legal
Privacy
Terms and conditions

Tertiary Education Commission New Zealand Government Tertiary Education Commission

Activity 5: Career tips videos

Mahi 5: Ngā ataata āwhina mō ngā aramahi

The career tips videos are a series of short, engaging videos on specific career-related topics. Some of the videos are featured in other activity guides as a resource.

Activity overview

Tirohanga whānui ki te mahi

To encourage your students to check out the career tips videos on guide pages of Tahatū.

Guide page	Career tips video	Tahatū link
Choosing NCEA subjects	How to choose your subjects	Choosing NCEA subjects tahatu.govt.nz/school-and-ncea/doing-ncea/choosing-ncea-subjects
How to look for a job	How to stand out when applying for a job	How to look for a job tahatu.govt.nz/work/looking-for-a-job/how-to-look-for-jobs
Planning for life after school	How to answer 'that' career question	Planning for life after school tahatu.govt.nz/school-and-ncea/moving-on-from-school/planning-for-life-after-school
Know your values	What does success look like to you?	Know your values tahatu.govt.nz/get-inspired/discovering-who-you-are/know-your-values
How to find your career path	How to find your career path	How to find your career path tahatu.govt.nz/get-inspired/exploring-interests-and-career-ideas/how-to-find-your-career-path


Home ▶ School and NCEA ▶ Doing NCEA Save to kete

Choosing NCEA subjects

Te kōwhiri marau NCEA

Updated 13 Aug 2024

It can be tricky choosing which NCEA subjects to study. Here are some steps to help you decide. Do these steps in any order you like.



How to choose your subjects
Me pēhea te kōwhiri i ō marau

Choose subject that take you where you want to go.
Duration – 3.09 mins
[Show transcript](#)


Home ▶ Work ▶ Looking for a job Save to kete

How to look for a job

Me pēhea te rapu mahi

Updated 01 Aug 2024

Looking for a job can be scary and hard. Breaking it down into small steps will make it easier to find a job that's right for you.



How to stand out when applying for a job
Me pēhea te noho tāpua ina tonono mō tētahi mahi

Tips for applying for jobs and doing interviews.
Duration – 4.00 mins
[Show transcript](#)